



Secret Key (symmetric) Cryptography

Luca Veltri

(mail.to: luca.veltri@unipr.it)

Corso di Sicurezza nelle reti di telecomunicazioni, a.a. 2008/2009

<http://www.tlc.unipr.it/veltri>



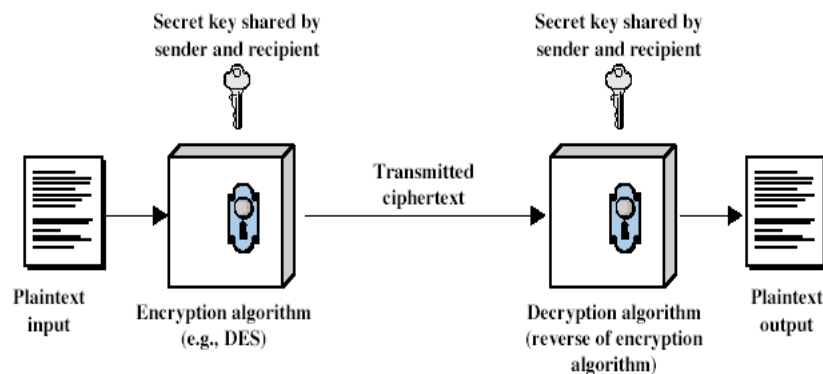
Symmetric Encryption

- Or conventional / private-key / single-key
- Sender and recipient share a common key
- All classical encryption algorithms are private-key
- Was the only type prior to invention of public-key in 1970's
- Secret key cryptographic systems are designed to take a reasonable-length key (e.g. 64 bits) and generating a one-to-one mapping that "looks like completely **random**", to someone doesn't know the key

2



Symmetric Cipher Model



3



Symmetric Cipher Model

- Two requirements for secure use of symmetric encryption:
 - a **strong encryption algorithm**
 - a **shared secret key known only to sender / receiver**
- plaintext = m
- ciphertext = $c = E_k(m)$
- decrypted plaintext = $D_k(c) = D_k(E_k(m)) = m$
- Assume encryption algorithm is known
- Implies a secure channel (or method) to distribute key
- The total number of secret keys for N users is $N \times (N-1)/2$
 - in case of **pre-shared permanent keys**

4


Symmetric Cipher Characteristics

- Viene generalmente utilizzato per proteggere, mediante codifica, informazioni (file) in un repository locale o trasmessi
- La robustezza dell'algoritmo è normalmente misurata dalla lunghezza delle chiavi: 40 bit (debole), 128 bit (forte)
- Algoritmi più diffusi: DES, 3DES, RC2, RC4, IDEA, AES

5

Security uses of secret key cryptography

- Transmitting over an insecure channel
 - **the two parties agree on a shared secret key and use secret key cryptography to send messages**
- Secure storage on insecure media
 - **the user uses a secret key to store and retrieve data on an (insecure) media**
- Authentication
 - **strong authentication through a challenge-response mechanism**



- Integrity check
 - **generating a fixed-length cryptographic checksum associated with a message (Message Integrity Check - MIC)**

6

Difetti dei sistemi simmetrici

- Metodo per scambio di chiavi assente
- Numero di chiavi troppo grande per gestire dei segreti condivisi tra singoli utenti
[$n(n-1)/2$]

7

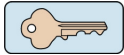
Classical Substitution Ciphers

- where letters of plaintext are replaced by other letters or by numbers or symbols
- or if plaintext is viewed as a sequence of bits, then substitution involves replacing plaintext bit patterns with ciphertext bit patterns

8

Crittografia classica con sostituzione: esempi

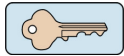
Cifrario con shift



Chiave $K \in \{0, 1, \dots, 25\}$

$$X_i \leftarrow M_i + K \bmod 26$$

Cifrario monoalfabetico



Chiave

A	B	C	D	E	F	G	H	I	J	K	L	M	N	O	P	Q	R	S	T	U	V	W	X	Y	Z
O	C	T	M	B	W	L	A	K	J	D	X	I	N	E	Y	S	U	P	F	Z	R	Q	H	V	G

testo in chiaro: C A S A

testo cifrato: T O P O

Cifrario polialfabetico

9

Caesar Cipher

- earliest known substitution cipher
- by Julius Caesar
- first attested use in military affairs
- replaces each letter by 3rd letter on
- example:
meet me after the toga party
PHHW PH DIWHU WKH WRJD SDUWB

10

Caesar Cipher (cont.)

- can define transformation as:

a	b	c	d	e	f	g	h	i	j	k	l	m	n	o	p	q	r	s	t	u	v	w	x	y	z
D	E	F	G	H	I	J	K	L	M	N	O	P	Q	R	S	T	U	V	W	X	Y	Z	A	B	C
- mathematically give each letter a number

a	b	c	d	e	f	g	h	i	j	k	l	m
0	1	2	3	4	5	6	7	8	9	10	11	12
n	o	p	q	r	s	t	u	v	w	x	y	z
13	14	15	16	17	18	19	20	21	22	23	24	25
- then have Caesar cipher as:
 $C = E(p) = (p + k) \bmod (26)$
 $p = D(C) = (C - k) \bmod (26)$

11

Monoalphabetic Substitution Ciphers

- rather than just shifting the alphabet
- could shuffle (jumble) the letters arbitrarily
- each plaintext letter maps to a different random ciphertext letter
- hence key is 26 letters long

Plain: abcdefghijklmnopqrstuvwxyz
Cipher: DKVQFIBJWPESCXHTMYAUOLRGZN

Plaintext: ifwewishtoreplaceletters
Ciphertext: WIRFRWAJUHYFTSDVFSFUUFYA

12

Monoalphabetic Cipher Security

- now have a total of $26! = 4 \times 10^{26}$ keys
- with so many keys, might think is secure
- but would be WRONG!!
- problem is language characteristics
 - letter frequencies
 - most common words
 - two letters frequencies (e.g. "th" in english)
 - etc.

13

Polyalphabetic Ciphers

- another approach to improving security is to use multiple cipher alphabets
- called **polyalphabetic substitution ciphers**
- makes cryptanalysis harder with more alphabets to guess and flatter frequency distribution
- use a key to select which alphabet is used for each letter of the message
- use each alphabet in turn
- repeat from start after end of key is reached

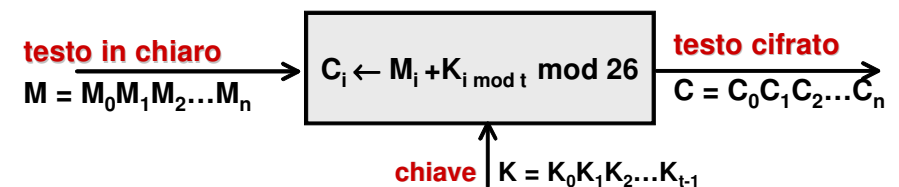
14

Vigenère Cipher

- simplest polyalphabetic substitution cipher is the **Vigenère Cipher**, 1586
 - Blaise de Vigenère, 1523-1596
- effectively multiple caesar ciphers
- key is multiple letters long $K = k_1 k_2 \dots k_d$
- i^{th} letter specifies i^{th} alphabet to use
- use each alphabet in turn
- repeat from start after d letters in message
- decryption simply works in reverse

15

Vigenère Cipher (cont.)



- Esempio
Chiave: REBUS

Testo in chiaro: CODIC EMOLT OSICU RO
Chiave: REBUS REBUS REBUS RE
Testo cifrato: TSECU VQPFL FWJWM IS

16

Cryptanalysis of Vigenère Ciphers

- have multiple ciphertext letters for each plaintext letter
- hence letter frequencies are obscured
- but not totally lost
- start with letter frequencies
 - **see if look monoalphabetic or not**
- if not, then need to determine number of alphabets, since then can attach each

17

One-Time Pad

- If a truly random key as long as the message is used, the cipher will be secure
- Called a One-Time Pad (OTP)
- Advantages:
 - **is unbreakable since ciphertext contains no statistical relationship to the plaintext, and**
 - **for any plaintext & any ciphertext there exists a key mapping one to other**
- Disadvantages:
 - **can only use the key once**
 - **have problem of safe distribution of key**

18

Transposition Ciphers

- another technique is that used by classical **transposition** or **permutation** ciphers
- these hide the message by rearranging the letter order (blocks of bits)
- without altering the actual letters used
- can recognise these since have the same frequency distribution as the original text

19

Example: Row Transposition Ciphers

- write letters of message out in rows over a specified number of columns
 - then reorder the columns according to some key before reading off the rows
- ```
Key: 4 3 1 2 5 6 7
Plaintext: a t t a c k p
 o s t p o n e
 d u n t i l t
 w o a m x y z
Ciphertext: TTNAAPTMTSUOAODWCOIXKNLYPETZ
```

20

## Product Ciphers

- Ciphers using substitutions or transpositions may be not secure because of data specific characteristics (e.g. language characteristics)
- Hence consider using several ciphers in succession to make harder:
  - **two substitutions make a more complex substitution**
  - **two transpositions make more complex transposition**
  - **but a substitution followed by a transposition makes a new much harder cipher**
- This is bridge from classical to modern ciphers

21

## Rotor Machines

- Before modern ciphers, rotor machines were most common product cipher
- Were widely used in WW2
  - **German Enigma, Allied Hagelin, Japanese Purple**
- Implemented a very complex, varying substitution cipher
- Used a series of cylinders, each giving one substitution, which rotated and changed after each letter was encrypted
- with 3 cylinders have  $26 \times 26 \times 26 = 26^3 = 17576$  alphabets



22

## Steganography

- an alternative to encryption
- hides existence of message
  - **using only a subset of letters/words in a longer message marked in some way**
  - **using invisible ink**
  - **hiding in graphic image or sound file**
- has drawbacks
  - **high overhead to hide relatively few info bits**

## Block and Stream Ciphers

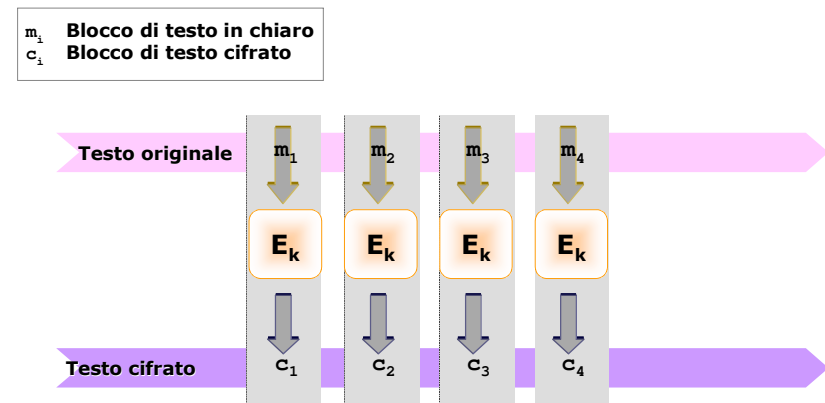
23

## Block and Stream Ciphers

- There are two basic cipher structures
  - **Block ciphers**
    - Block ciphers process messages into blocks, each of which is then en/decrypted
    - Plaintext is treated as a sequence of n-bit blocks of data
    - Ciphertext is same length as plaintext
    - Like a substitution on very big characters (64-bits or more)
    - Can be made to behave as a stream cipher
  - **Stream ciphers**
    - Stream ciphers process messages (Encryption/Decryption) a bit or byte at a time when en/decrypting
    - Often easier to analyze mathematically
- many current ciphers are block ciphers (DES, AES, etc.)

25

## Example of Block vs. Stream Ciphers



26

## Block Ciphers

- block ciphers look like an extremely large substitution
- If 64bit blocks are used,  $2^{64}$  possible input values are mapped to  $2^{64}$  output values
- The most general way of encrypting could be to specify completely the mapping table
  - would need table of  $2^{64}$  entries for a 64-bit block →  $2^{70}$  bits!
  - it is too long for a key.. ;-)
  - instead create from smaller building blocks

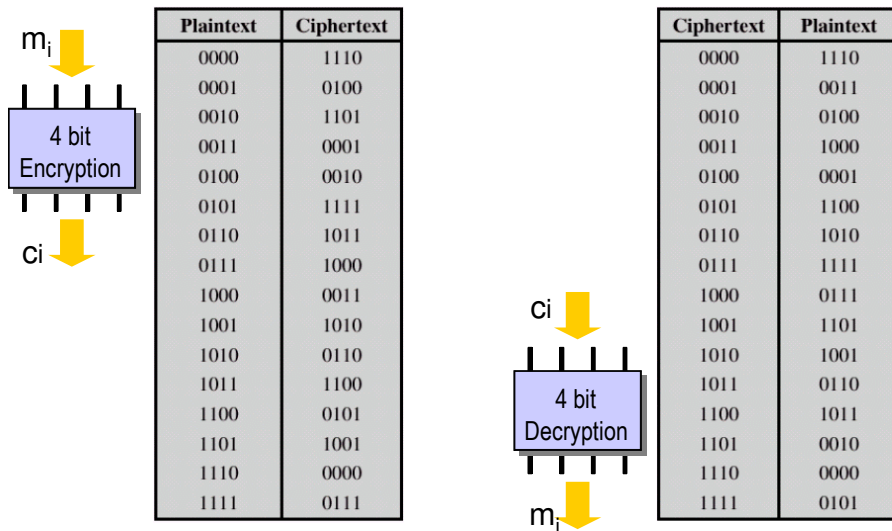
27

## Block Ciphers

- How long should the plaintext block be?
  - having block length too short (say one byte as in monoalphabetic cipher), it could be easier to construct a decryption table starting from some <plaintext,ciphertext> pairs
  - having block length too long, it could be inconvenient due to the increasing of complexity
- 64bit blocks are often used
  - it is difficult to obtain all  $2^{64}$  pairs(known plaintext attack)..

28

## Esempio di crittografia a blocchi di 4 bit



29

## Product ciphers

- Cipher needs to completely obscure statistical properties of original message
  - a one-time pad does this
- The concept of product ciphers is due to Claude Shannon
  - “Communication Theory of Secrecy Systems”, 1949
  - introduced idea of SP-networks, based on the two primitive cryptographic operations (substitution and permutation)
  - these form the basis of modern block ciphers
- Provide confusion and diffusion of message
  - **confusion**
    - makes relationship between ciphertext and key as complex as possible
  - **diffusion**
    - dissipates statistical structure of plaintext over bulk of ciphertext
    - every single plaintext cipher will influence several ciphertext ciphers

30

## Product ciphers

- Product cipher is a type of block cipher that works by executing in sequence a number of simple transformations such as substitution, permutation, and modular arithmetic
- Usually consist of iterations of several rounds of the same algorithm
  - while the individual operations are not themselves secure, it is hoped that a sufficiently long chain would imbue the cipher with sufficient confusion and diffusion properties as to make it resistant to cryptanalysis
- A product cipher that uses only substitutions and permutations is called a SP-network
  - Feistel ciphers are an important class of product ciphers
- The operation must be reversible!

31

## Substitution and Permutation

- Substitution
  - specifies for each of the  $2^k$  possible input values the  $k$ -bit output
  - this is not practical for 64-bit blocks, but is possible for lower length blocks (e.g. 8bits)
  - to specify a substitution on  $k$ -bit blocks,  $k \cdot 2^k$  bits are required
- Permutation
  - specifies for each of the  $k$  input bits the corresponding output position
  - a permutation is a special case of substitution in which each bit of the output gets its value from exactly one bit of the input
  - to specify a permutation on  $k$ -bit blocks,  $k \cdot \log_2 k$  bits are required

32



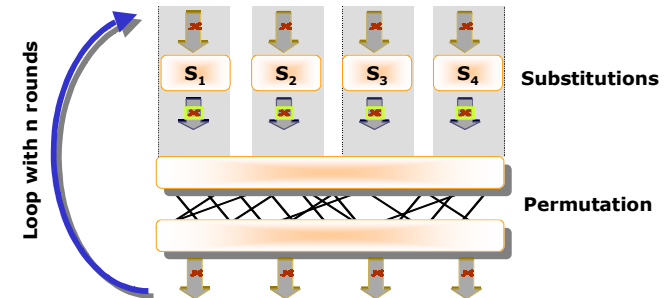
## SP-network

- Substitution-permutation network (SPN)
- A series of linked mathematical operations used in block cipher algorithms
- Consist of S-boxes and P-boxes that transform blocks of input bits into output bits
- A good S-box will have the property that changing one input bit will change about half of the output bits
  - each output bit should depend on every input bit
- P-boxes permute or transpose bits
- In addition, at each round the key is combined using some group operation, typically XOR

33

## SP-network

- One possible way to build a secret key algorithm is
  - to break the input into managed-sized chunks (say 8 bits),
  - do a substitution on each small chunk,
  - and then take the output of all the substitutions and run them through a permuter (big as the input)
  - the process is repeated, so that each bit winds up as input to each substitution
  - Each time is called *round*



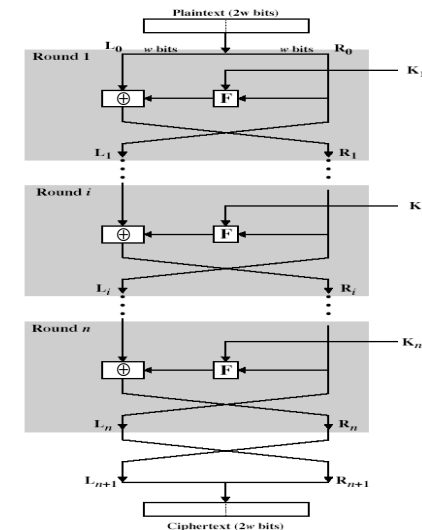
34

## Feistel Cipher Structure

- Horst Feistel devised the **feistel cipher**
  - based on concept of invertible product cipher
- partitions input block into two halves
  - process through multiple rounds which
  - perform a substitution on left data half based on round function of right half & subkey
  - then have permutation swapping halves
- implements Shannon's substitution-permutation network concept

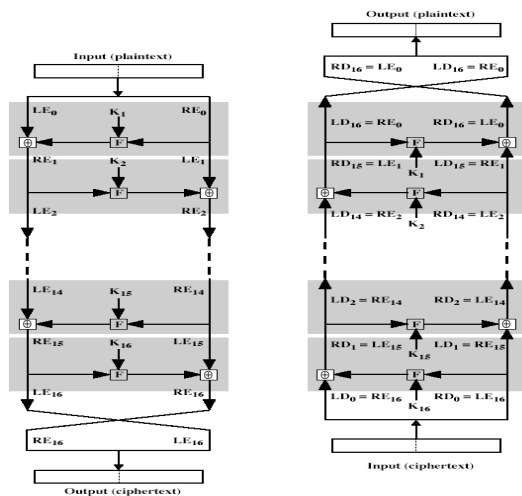
35

## Feistel Cipher Structure



36

## Feistel Cipher Decryption



37

## Design Principles

Block Ciphers are defined in terms of

- **block size**
  - increasing size improves security, but slows cipher
- **key size**
  - increasing size improves security, makes exhaustive key searching harder, but may slow cipher
- **number of rounds**
  - increasing number improves security, but slows cipher
- **subkey generation**
  - greater complexity can make analysis harder, but slows cipher
- **round function**
  - greater complexity can make analysis harder, but slows cipher

Other considerations

- **fast software en/decryption & ease of analysis**

38

## Data Encryption Standard (DES)

## Data Encryption Standard (DES)

- Most widely used block cipher in world
- Published in 1977 by National Bureau of Standards (now NIST) for use in commercial and unclassified U.S. Government applications
- FIPS PUB 46-3 (Federal Information Processing Standards Publication)
  - **U.S. Dept. OF Commerce/NIST (National Institute of Standards and Technology)**
- Has widespread use
- Has been considerable controversy over its security

40

## DES History

- Based on an algorithm known as *Lucifer cipher* (1971)
  - **by an IBM team led by Horst Feistel**
  - **used 64-bit data blocks with 128-bit key**
- then redeveloped as a commercial cipher with input from NSA and others
- in 1973 NBS issued request for proposals for a national cipher standard
- IBM submitted their revised Lucifer which was eventually accepted as the DES
- DES has become widely used, esp in financial applications
- in 1999 NIST published a new version called *triple DES* (3DES) or *TDEA*

41

## Data Encryption Standard (DES)

- DES encrypts 64-bit data using 56-bit key
- It consists of
  - **initial permutation of the 64 bits**
  - **16 identical "rounds" of operation where the data is confused and diffused with the key and the previous round**
  - **A final permutation**
- DES can be efficiently implemented in hardware
- Relatively slow if implemented in software
  - **this was not a documented goal**
  - **..however people have asserted that it was designed with this in mind**

42

## DES Design Controversy

- although DES standard is public
- was considerable controversy over design
  - **in choice of 56-bit key (vs Lucifer 128-bit)**
  - **and because design criteria were classified**
- subsequent events and public analysis show design was appropriate

43

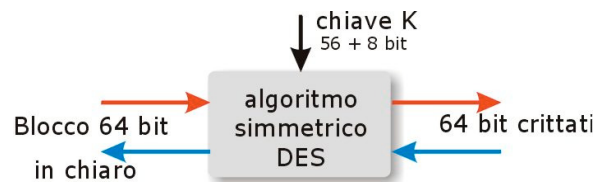
## Why 56bits keys?

- yes.. 8x7 bits + 8 bits for parity check..
- however, 8 bits for parity check are too small
  - **64 bits of garbage have 1 in 256 chance to look like a valid key**
- people have suggested that key length has been reduced from 64 to 56 to let DES to be broken (only) by the NSA (15 years ago..)

44

## DES

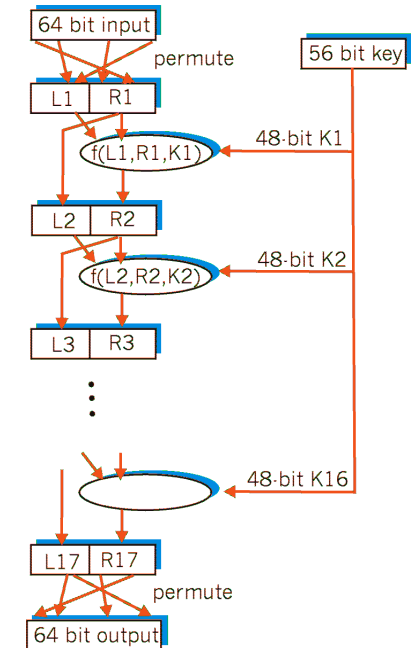
- Uses a 64-bit key that is reduced to 56-bits for parity checking
  - The 56-bit key is transformed into 16 48-bit subkeys (one per round)
- Transforms 64-bit blocks of input M to 64-bit blocks of output C
- Same algorithm for encryption and decryption (sub-keys are used in reverse order for decryption)



45

## DES

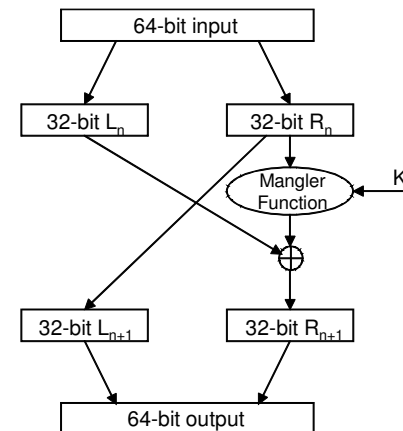
- Consists of
  - An initial permutation (P)
  - Key transformation
    - 16 rounds of:
      - the rightmost 32 bits of the input are moved to the left 32 bits of the output
      - Then a function  $f()$  is run on the left and right halves, and the key
      - The key is shifted for each round
  - A final permutation ( $P^{-1}$ )
- Why permuting?
  - mhmm..



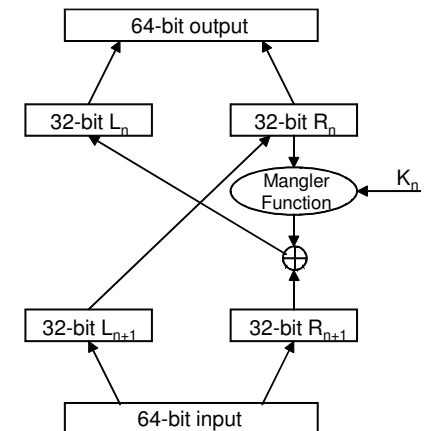
## Initial Permutation (IP)

- first step of the data computation
- IP reorders the input data bits
- even bits to LH half, odd bits to RH half
- quite regular in structure (easy in HW)
- example:
  - $IP(675a6967\ 5e5a6b5a) = (fffb2194d\ 004df6fb)$

## DES Round



Encryption



Decryption

47

48

## DES Round

- uses two 32-bit L & R halves
- as for any Feistel cipher can describe as:

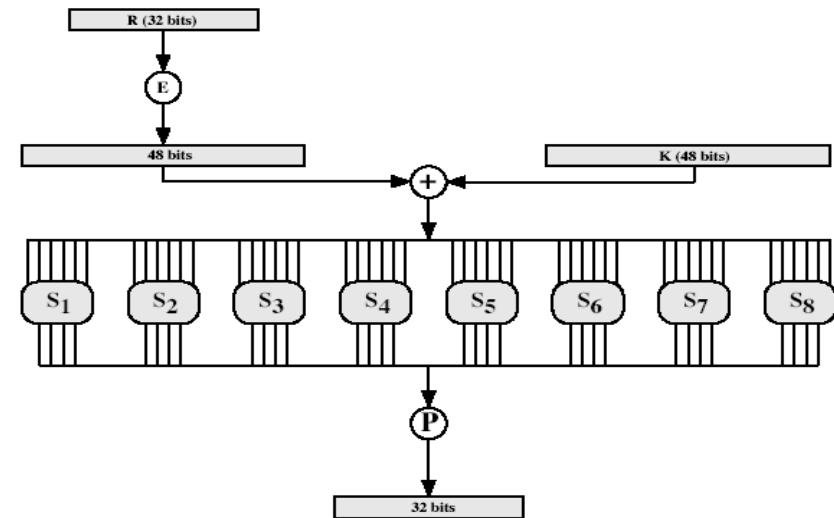
$$L_i = R_{i-1}$$

$$R_i = L_{i-1} \oplus f(R_{i-1}, K_i)$$

- Mangle Function details
  - Take 48 bits of the shifted key
  - Expand the right 32-bits of the data to 48 bits
  - XOR the two together, send it through "S-Box"
  - The S-BOX is a predefined substitution table
  - The S-BOX produces 32 new bits, which is permuted and XORed with the left half
- Incredibly, this process is reversible

49

## DES Round: Mangle Function



50

## DES Round: Mangle Function

- Uses 8 (6x4) S-boxes
  - 6 input bytes yields 4 output bytes
  - each S-box is actually 4 little 4 bit boxes
    - outer bits 1 & 6 select one of the 4 little boxes
    - inner bits 2-5 are substituted
    - result is 8 groups of 4 bits (32 bits)
  - simply a lookup table of 8 x 4 rows and 16 columns
    - 4 rows for each S-box
    - outer bits 1 & 6 (row bits) select one of the 4 rows
    - inner bits 2-5 (col bits) are substituted
- Example:
  - Given bits 110011 as input and S-box 6 from DES
    - Take first and last bits "11" to choose row 3
    - Take middle four bits "1001" to choose column 9
    - The value from S-box 6 of DES is 14 ("1110")
    - Substitute "110011" to "1110"
  - Always count rows and columns from 0 not 1

51

## DES Round: S-boxes

|       |    |    |    |    |    |    |    |    |    |    |    |    |    |    |    |
|-------|----|----|----|----|----|----|----|----|----|----|----|----|----|----|----|
| $S_1$ |    |    |    |    |    |    |    |    |    |    |    |    |    |    |    |
| 14    | 4  | 13 | 1  | 2  | 15 | 11 | 8  | 3  | 10 | 6  | 12 | 5  | 9  | 0  | 7  |
| 0     | 15 | 7  | 4  | 14 | 2  | 13 | 1  | 10 | 6  | 12 | 11 | 9  | 5  | 3  | 8  |
| 4     | 1  | 14 | 8  | 13 | 6  | 2  | 11 | 15 | 12 | 9  | 7  | 3  | 10 | 5  | 0  |
| 15    | 12 | 8  | 2  | 4  | 9  | 1  | 7  | 5  | 11 | 3  | 14 | 10 | 0  | 6  | 13 |
| $S_2$ |    |    |    |    |    |    |    |    |    |    |    |    |    |    |    |
| 15    | 1  | 8  | 14 | 6  | 11 | 3  | 4  | 9  | 7  | 2  | 13 | 12 | 0  | 5  | 10 |
| 3     | 13 | 4  | 7  | 15 | 2  | 8  | 14 | 12 | 0  | 1  | 10 | 6  | 9  | 11 | 5  |
| 0     | 14 | 7  | 11 | 10 | 4  | 13 | 1  | 5  | 8  | 12 | 6  | 9  | 3  | 2  | 15 |
| 13    | 8  | 10 | 1  | 3  | 15 | 4  | 2  | 11 | 6  | 7  | 12 | 0  | 5  | 14 | 9  |
| $S_3$ |    |    |    |    |    |    |    |    |    |    |    |    |    |    |    |
| 10    | 0  | 9  | 14 | 6  | 3  | 15 | 5  | 1  | 13 | 12 | 7  | 11 | 4  | 2  | 8  |
| 13    | 7  | 0  | 9  | 3  | 4  | 6  | 10 | 2  | 8  | 5  | 14 | 12 | 11 | 15 | 1  |
| 13    | 6  | 4  | 9  | 8  | 15 | 3  | 0  | 11 | 1  | 2  | 12 | 5  | 10 | 14 | 7  |
| 1     | 10 | 13 | 0  | 6  | 9  | 8  | 7  | 4  | 15 | 14 | 3  | 11 | 5  | 2  | 12 |
| $S_4$ |    |    |    |    |    |    |    |    |    |    |    |    |    |    |    |
| 7     | 13 | 14 | 3  | 0  | 6  | 9  | 10 | 1  | 2  | 8  | 5  | 11 | 12 | 4  | 15 |
| 13    | 8  | 11 | 5  | 6  | 15 | 0  | 3  | 4  | 7  | 2  | 12 | 1  | 10 | 14 | 9  |
| 10    | 6  | 9  | 0  | 12 | 11 | 7  | 13 | 15 | 1  | 3  | 14 | 5  | 2  | 8  | 4  |
| 3     | 15 | 0  | 6  | 10 | 1  | 13 | 8  | 9  | 4  | 5  | 11 | 12 | 7  | 2  | 14 |
| $S_5$ |    |    |    |    |    |    |    |    |    |    |    |    |    |    |    |
| 2     | 12 | 4  | 1  | 7  | 10 | 11 | 6  | 8  | 5  | 3  | 15 | 13 | 0  | 14 | 9  |
| 14    | 11 | 2  | 12 | 4  | 7  | 13 | 1  | 5  | 0  | 15 | 10 | 3  | 9  | 8  | 6  |
| 4     | 2  | 1  | 11 | 10 | 13 | 7  | 8  | 15 | 9  | 12 | 5  | 6  | 3  | 0  | 14 |
| 11    | 8  | 12 | 7  | 1  | 14 | 2  | 13 | 6  | 15 | 0  | 9  | 10 | 4  | 5  | 3  |
| $S_6$ |    |    |    |    |    |    |    |    |    |    |    |    |    |    |    |
| 12    | 1  | 10 | 15 | 9  | 2  | 6  | 8  | 0  | 13 | 3  | 4  | 14 | 7  | 5  | 11 |
| 10    | 15 | 4  | 2  | 7  | 12 | 9  | 5  | 6  | 1  | 13 | 14 | 0  | 11 | 3  | 8  |
| 9     | 14 | 15 | 8  | 2  | 8  | 12 | 3  | 7  | 0  | 4  | 10 | 1  | 13 | 11 | 6  |
| 4     | 3  | 2  | 12 | 9  | 5  | 15 | 10 | 11 | 14 | 1  | 7  | 6  | 0  | 8  | 13 |
| $S_7$ |    |    |    |    |    |    |    |    |    |    |    |    |    |    |    |
| 4     | 11 | 2  | 14 | 15 | 0  | 8  | 13 | 3  | 12 | 9  | 7  | 5  | 10 | 6  | 1  |
| 13    | 0  | 11 | 7  | 4  | 9  | 1  | 10 | 14 | 3  | 5  | 12 | 2  | 15 | 8  | 6  |
| 1     | 4  | 11 | 13 | 12 | 3  | 7  | 14 | 10 | 15 | 6  | 8  | 0  | 5  | 9  | 2  |
| 6     | 11 | 13 | 8  | 1  | 4  | 10 | 7  | 9  | 5  | 0  | 15 | 14 | 2  | 3  | 12 |
| $S_8$ |    |    |    |    |    |    |    |    |    |    |    |    |    |    |    |
| 13    | 2  | 8  | 4  | 6  | 15 | 11 | 1  | 10 | 9  | 3  | 14 | 5  | 0  | 12 | 7  |
| 1     | 15 | 13 | 8  | 10 | 3  | 7  | 4  | 12 | 5  | 6  | 11 | 0  | 14 | 9  | 2  |
| 7     | 11 | 4  | 1  | 9  | 12 | 14 | 2  | 0  | 6  | 10 | 13 | 15 | 3  | 5  | 8  |
| 2     | 1  | 14 | 7  | 4  | 10 | 8  | 13 | 15 | 12 | 9  | 0  | 3  | 5  | 6  | 11 |

Example:

S(18 09 12 3d 11 17 38 39) = 5fd25e03

52

## DES Decryption

- decrypt must unwind steps of data computation
- with Feistel design, do encryption steps again
- using subkeys in reverse order (SK16 ... SK1)
- note that IP undoes final FP step of encryption
- 1st round with SK16 undoes 16th encrypt round
- ....
- 16th round with SK1 undoes 1st encrypt round
- then final FP undoes initial encryption IP
- thus recovering original data value

53

## Avalanche Effect (Effetto valanga)

- key desirable property of encryption alg
  - **where a change of one input or key bit results in changing approx half output bits**
- DES exhibits strong avalanche

54

## Strength of DES – Key Size

- 56-bit keys have  $2^{56} = 7.2 \times 10^{16}$  values
- Originally complaints that the NSA fixed the S-boxes to provide a backdoor. This has never been found
  - **The S-boxes appear to be strong against even differential cryptanalysis (Which means the NSA knew about DC before 1978. It was first described publicly in 1990)**
- Algorithm has never been “broken”
  - **Successfully attacked by brute force**
- Recent advances have shown is possible to break by brute force
  - **in 1997 on Internet in a few months**
  - **in 1998 on dedicated HW (\$250K) in a few days (Electronic Frontier Foundation)**
  - **in 1999 above (EFF) combined in 22hrs!**
  - **reasonable for a small business to buy**
- Still must be able to recognize plaintext

55

*3-DES, IDEA, AES*

## Triple DES: Why?

- The keyspace of DES is too small
- Clear a replacement for DES was needed
  - **theoretical attacks that can break it**
  - **demonstrated exhaustive key search attacks**
- AES is a new cipher alternative
- Prior to this alternative was to use multiple encryption with DES implementations
- Triple-DES is the chosen form

57

## Multiple Encryption DES

- A possible solution is to use the same encryption algorithm more times
- Both Encryption and Decryption algorithms can be seen as encryption functions
- How many times should be performed? (2,3,4, 1000..)
- How many keys?
- What combination of E and D can be chosen? (EEE, ED, etc)

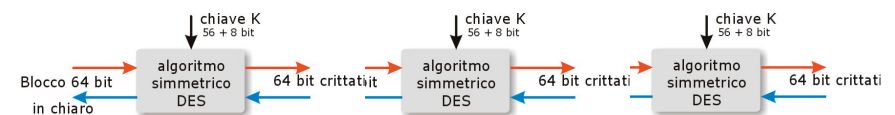
58

## How many times should be performed?

- The more times the block is encrypted the more secure it is
- For computation, no more encryptions than are necessary
- Encrypting twice with the same key
  - **no more secure than single encryption with K: exhaustive search requires trying  $2^{56}$  keys**
- Encrypting twice with two keys
  - **plaintext  $\xrightarrow{K_1}$  ciphertext  $\xrightarrow{K_2}$  ciphertext**
  - **there is an attack (not very practical) that breaks doubling DES in roughly twice the time of a brute-force breaking single DES**
    - since  $X = E_{K_1}[P] = D_{K_2}[C]$
    - attack by encrypting P with all keys and store
    - then decrypt C with keys and match X value
    - can show takes  $O(2^{56})$  steps
- Triple encryption with two keys (EDE)

59

## Triple DES (3-DES)



- **lunghezza blocco = 64 bit**
- **chiave (k, k', k'') lunga 56 + 56 + 56 = 168 bit**
- **lunghezza blocco = 64 bit**
- **chiave (k, k') lunga 56+56 = 112 bit**
  - $K_1$  to E,  $K_2$  to D,  $K_1$  to E
- **spesso chiamato EDE (acronimo per Encrypt Decrypt Encrypt) or TDEA**
- **adottato negli standard X9.17 e ISO 8732**

60

## Triple-DES with Two-Keys

- Use 2 keys K1 and K2 with E-D-E sequence
  - $C = E_{K1}[D_{K2}[E_{K1}[P]]]$
- A key space of  $2^{112}$  possible keys
- Encrypt & decrypt are equivalent in security: there is no advantage to using decryption for the second stage
- however, if  $K1 = K2$  we have backwards compatibility
  - $E_{K1}(D_{K1}(E_{K1}(P))) = E_{K1}(P)$
- Standardized in ANSI X9.17 & ISO8732
- No current known practical attacks

61

## Triple-DES with Three-Keys

- Triple-DES with Three-Keys
  - $C = E_{K3}[D_{K2}[E_{K1}[P]]]$
- Although there are no practical attacks on two-key
- Has been adopted by some Internet applications, eg PGP, S/MIME

62

## Altri cifrari

- IDEA (International Data Encryption Algorithm) [1990]
  - SAFER (Secure And Fast Encryption Routine)  
SAFER K-64 [1994], SAFER K-128 [1995]
  - RC5 [1995]
- | cifrario    | bit chiave | bit testo |
|-------------|------------|-----------|
| IDEA        | 128        | 64        |
| SAFER K-64  | 64         | 64        |
| SAFER K-128 | 128        | 64        |
| RC5         | <256 byte  | 32,64,128 |
- Madryga, NewDES, FEAL, REDOC, LOKI, Khufu, Knafre, RC2, MMB, GOST, Blowfish, ...
  - ... AES

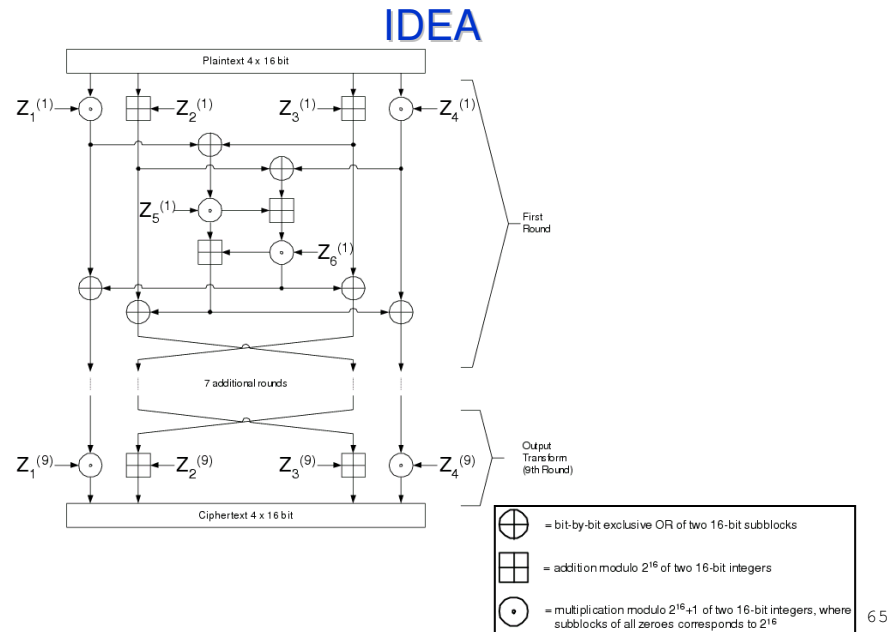
63

## IDEA

- International Data Encryption Algorithm
  - Used in PGP (Pretty Good Privacy)
- Similar to DES
  - Works on 64-bit input blocks
    - Taken as 4 16-bit blocks
  - Uses a 128-bit key
    - Uses a total of 52 16-bit subkeys  
(17 rounds : 4 keys+2 keys+4 keys+ ... +4keys=52)
  - operates in rounds (17 rounds)
  - complicated mangler function that does not have to be reversible  
(it is run in the same direction for both encryption/decryption as for DES)
  - Decryption uses same algorithm
    - Different subkey generation
- Encryption/decryption keys (not as DES) are related in complex manner

64





## Blowfish

- A symmetric block cipher designed by Bruce Schneier in 1993/94
- Characteristics
  - fast implementation on 32-bit CPUs
  - compact in use of memory
  - simple structure eases analysis/implementation
  - variable security by varying key size (uses a 32 to 448 bit key)
- Has been implemented in various products

66

## Advanced Encryption Standard (AES)

- Block cipher designed to replace DES
  - organized by National Institute of Standards and Technology (NIST)
  - NIST standard on November 26, 2001
    - FIPS PUB 197 (FIPS 197)
  - chosen from five candidate algorithms
    - reviewed by US government (NSA), industry and academia
    - required a four-year process to pick the algorithm
    - winning algorithm chosen 2 Oct 2000
  - also known as Rijndael block cipher
    - original name of the algorithm submitted to AES selection process
    - developed by Joan Daemen and Vincent Rijmen (Belgium)
  - adopted as an encryption standard by the U.S. government
    - effective as a standard May 26, 2002
    - currently, one of the most popular algorithms used in symmetric key cryptography

67

## Advanced Encryption Standard (AES) (cont.)

- AES is not precisely the original Rijndael
  - the original Rijndael algorithm supports a larger range of block and key sizes
    - Rijndael can be specified with key and block sizes in any multiple of 32 bits, with a minimum of 128 bits and a maximum of 256 bits
  - in practice they are used interchangeably
- AES has fixed block size of 128 bits and a key size of 128, 192, or 256 bits
- Unlike DES Rijndael is a substitution-permutation network, not a Feistel network
- Fast in both software and hardware
  - relatively easy to implement
  - requires little memory

68

## AES Description

- Due to the fixed block size of 128 bits, AES operates on a 4x4 array of bytes, termed the state
  - versions of Rijndael with a larger block size have additional columns in the state
- Most AES calculations are done in a special finite field

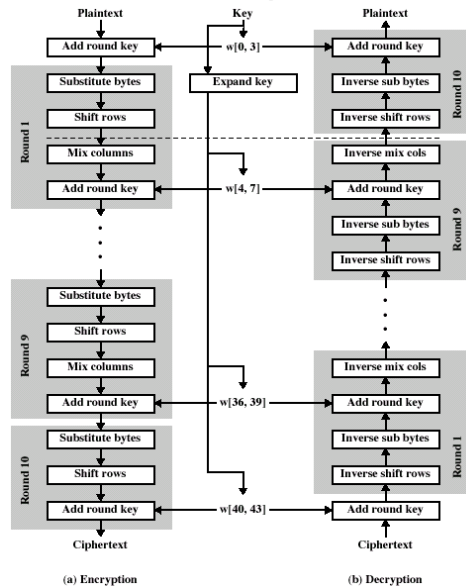
69

## AES cipher

- Algorithm
  - KeyExpansion using Rijndael's key schedule
  - Initial Round
    - AddRoundKey
  - Rounds
    - SubBytes — a non-linear substitution step where each byte is replaced with another according to a lookup table
    - ShiftRows — a transposition step where each row of the state is shifted cyclically a certain number of steps
    - MixColumns — a mixing operation which operates on the columns of the state, combining the four bytes in each column
    - AddRoundKey — each byte of the state is combined with the round key derived from the cipher key using a key schedule
  - Final Round (no MixColumns)
    - SubBytes
    - ShiftRows
    - AddRoundKey

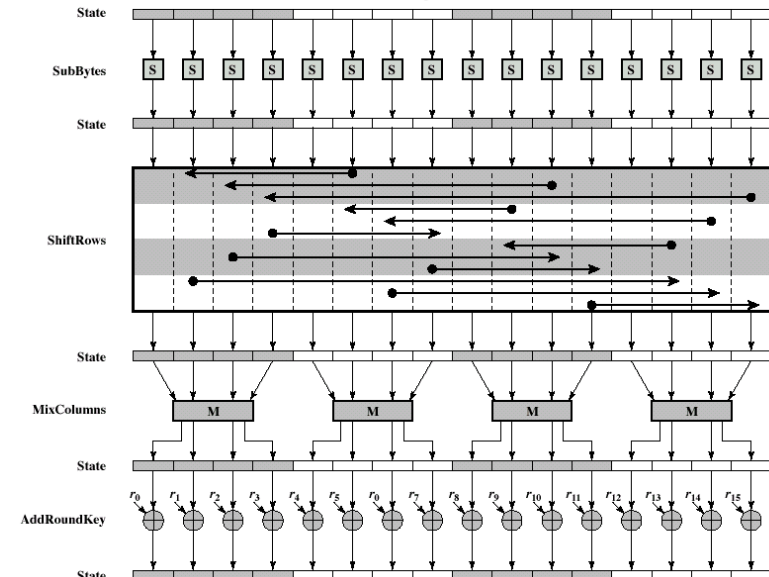
70

## AES cipher



71

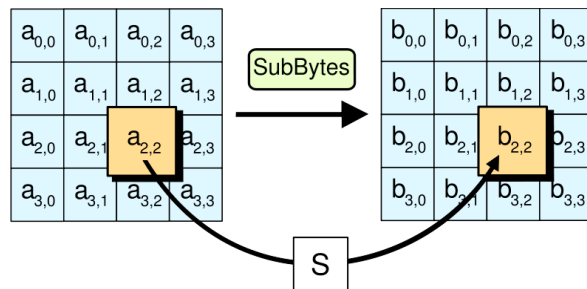
## AES single round



72

## AES SubBytes step

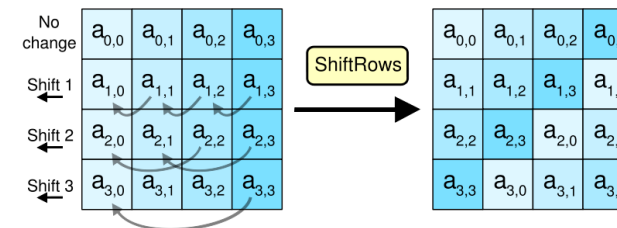
- Each byte in the state is replaced using an 8-bit substitution box, the Rijndael S-box ( $b_{ij} = S(a_{ij})$ )
  - this operation provides the non-linearity in the cipher
  - the S-box is derived from the multiplicative inverse over  $GF(2^8)$ , known to have good non-linearity properties
  - S-box can be represented by a table of 256 8-bit values



73

## AES ShiftRows step

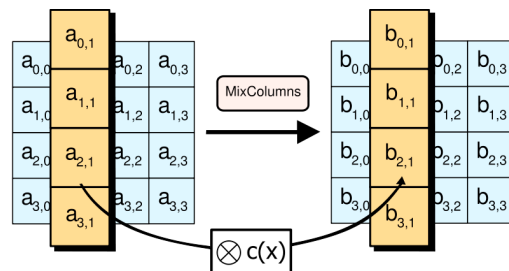
- ShiftRows step operates on the rows of the state
  - it cyclically shifts the bytes in each row by a certain offset
  - for AES, the first row is left unchanged
  - each byte of the second row is shifted one to the left
  - similarly, the third and fourth rows are shifted by offsets of two and three respectively



74

## AES MixColumns step

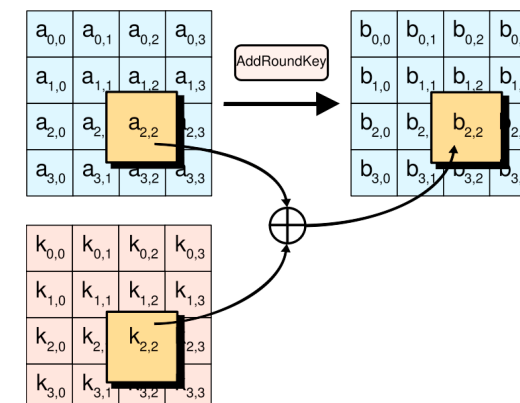
- Four bytes of each column of the state are combined using an invertible linear transformation
  - together with ShiftRows, MixColumns provides diffusion in the cipher
  - each column is treated as a polynomial over  $GF(2^8)$  and is then multiplied modulo  $x^4 + 1$  with a fixed polynomial  $c(x) = 3x^3 + x^2 + x + 2$
  - can also be viewed as a multiplication by a particular MDS (Maximum Distance Separable) matrix in Rijndael's finite field



75

## AES AddRoundKey step

- The subkey is combined with the state
  - for each round, a subkey with same size as the state is derived from the main key using Rijndael's key schedule
  - the subkey is added to the state using bitwise XOR



76

## AES Security

- As of 2006, the only successful attacks against AES have been side channel attacks
- In June 2003, the US Government announced that AES may be used also for classified information:  
*"The design and strength of all key lengths of the AES algorithm (i.e., 128, 192 and 256) are sufficient to protect classified information up to the SECRET level. TOP SECRET information will require use of either the 192 or 256 key lengths. The implementation of AES in products intended to protect national security systems and/or information must be reviewed and certified by NSA prior to their acquisition and use."*
  - **This marks the first time that the public has had access to a cipher approved by NSA for encryption of TOP SECRET information**
- AES has 10 rounds for 128-bit keys, 12 rounds for 192-bit keys, and 14 rounds for 256-bit keys. By 2006, the best known attacks were on 7 rounds for 128-bit keys, 8 rounds for 192-bit keys, and 9 rounds for 256-bit keys

77

## Encrypting Large Messages

## AES Security (cont.)

- AES key sizes
  - 3.4 x 1038 possible 128-bit keys
  - 6.2 x 1057 possible 192-bit keys
  - 1.1 x 1077 possible 256-bit keys
- Brute force attack
  - In the late 1990s, specialized "DES Cracker" machines were built that could recover a DES key after a few hours. In other words, by trying possible key values, the hardware could determine which key was used to encrypt a message
  - If you could crack a DES key in one second (i.e., try 256 keys per second), it would take 149 trillion years to crack a 128-bit AES key by brute force at the same speed
  - the universe is believed to be less than 20 billion years old
  - But, things change..

78

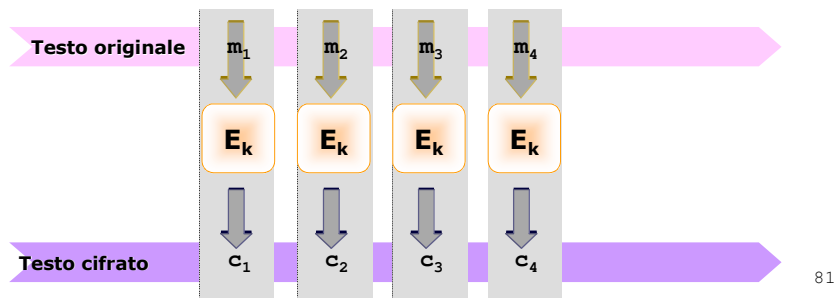
## Encrypting large messages

- Block ciphers encrypt fixed size blocks
  - eg. DES encrypts 64-bit blocks, with 56-bit key
- Need way to use in practise, given usually have arbitrary amount of information to encrypt (longer than 64bits..)
- Four were defined for DES in ANSI standard ANSI X3.106-1983 Modes of Use
- These schemes are applicable for DES, 3DES, IDEA, EAS, etc
- Modes:
  - Electronic Code Book (ECB)
  - Cipher Block Chaining (CBC)
  - k-bit Output Feedback Mode (OFB)
  - k-bit Cipher Feedback Mode (CFB)

80

## Electronic Codebook (ECB)

- Consist of doing the obvious thing, and it is usually the worst method.. ;)
- The message is broke into 64-bit blocks, with padding for the last one
- Each block is independently encrypted with the secret key
  - $C_i = \text{DES}_{K_1}(P_i)$
  - each block is a value which is substituted, like a codebook



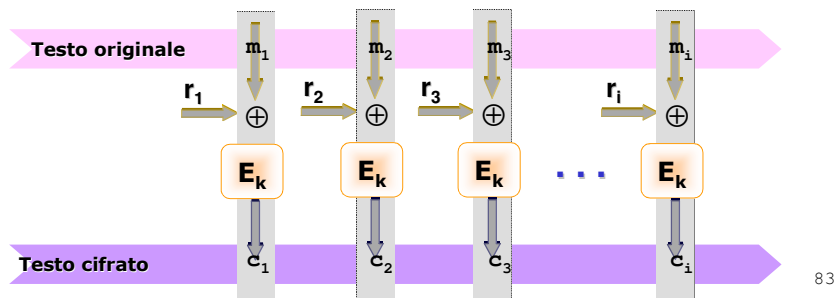
## Advantages and Limitations of ECB

- At end of message, handle possible last short block
  - by padding either with known non-data value (eg nulls)
  - or pad last block with count of pad size
    - eg. [ b1 b2 b3 0 0 0 5] <- 3 data bytes, then 5 bytes pad+count
- There are a number of problem that arise and that don't show up in the single block case
  - Repetitions in message may show in ciphertext if aligned with message block
  - if a message contains 2 identical 64-bit blocks, the corresponding cipher blocs are identical; it can be a problem
    - in some cases it can be possible to guess a portion of the message
    - in some cases it can be possible to alter the message
- As result, ECB is rarely used
  - main use is sending a few blocks of data

82

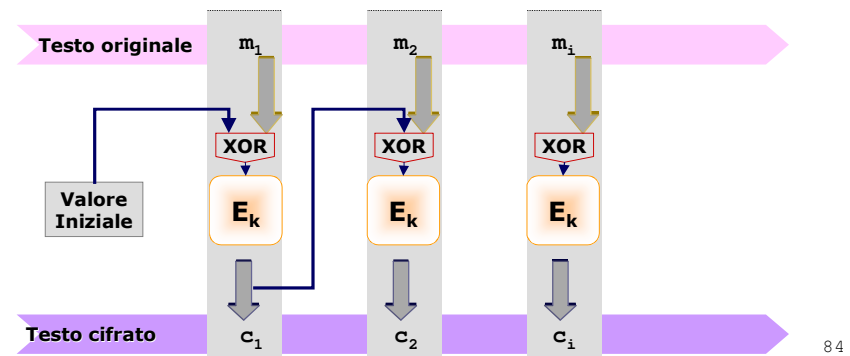
## Cipher Block Chaining (CBC)

- CBC avoids some problems in ECB
- If the same block repeats in the plain text, it will not cause repeats of ciphertext
- Adds a feedback mechanism to the cipher
- Plaintext is more difficult to manipulate
- Basic idea:



## Cipher Block Chaining (CBC)

- Plaintext patterns are concealed by XORing this block of M with the previous block of C
- Requires an IV (Initialization vector) of random data to encrypt the first block
  - $C_0 = \text{IV}$
  - $C_i = E_k(M_i \text{ xor } C_{i-1})$



## Advantages and Limitations of CBC

- Decryption is simple because  $\oplus$  is reversible
- CBC has the same performance of ECB, except for the cost of generating and transmitting the IV
- Each ciphertext block depends on **all** message blocks
  - **thus a change in the message affects all ciphertext blocks after the change as well as the original block**
- It can be used the value of 0 as IV, however it can lead to some problems
  - **e.g. if a message is transmitted weekly, it is possible to guess if changes occurred**
  - **Moreover, IV!=0 prevents attackers for supplying chosen plaintext**
- If IV is sent in the clear, an attacker can change bits of the first block, and change IV to compensate
  - **hence either IV must be a fixed value (as in EFTPOS) or it must be sent encrypted in ECB mode before rest of message**

85

## CBC Threat 1 - Modifying ciphertext blocks

- Using CBC does not eliminate the problem of someone modifying the message in transit
- If the attacker changes the ciphertext block  $c_n$ ,  $c_n$  gets  $\oplus$ 'd with the decrypted  $c_{n+1}$  to yield  $m_{n+1}$ 
  - **changing bit  $h$  of  $c_n$  has predictable effect to bit  $h$  of  $m_{n+1}$**
  - **the attacker cannot know the new  $m_n$  (a new random 64-bit value, as side effect)**
- This threat can be combated by adding a CRC to the plaintext before encrypt

86

## CBC Threat 2 - Rearranging ciphertext blocks

- Knowing the plain text, the corresponding ciphertext and IV, it is possible to rearrange the  $c_1, c_2, c_3, \dots$  (building blocks), in such a way to obtain a new  $m_1, m_2, m_3 \dots$
- A CRC can help but not solve the problem (1 in  $2^{32}$  chance that the CRC will work; if the attack consist only in modifying the message, it is possible to try several combination)

87

## Output Feedback (OFB)

- Acts like a pseudorandom number generator
- The message is encrypted by  $\oplus$ ing it with the pseudorandom stream generated by the OFB
  - **message is treated as a stream of bits**
- How it works:
  - **A pseudorandom number  $O_0$  is generated (named IV as in CBC)**
  - **$O_0$  is encrypted (using secret key  $K$ ) obtaining  $O_1$**
  - **from  $O_1$  is obtained  $O_2$  and so on, as many block are needed**

$$O_i = E_K(O_{i-1})$$

$$O_0 = IV$$
  - **feedback is independent of message and can be computed in advance**
  - **so, a long pseudorandom string is generated (one-time pad)**
  - **the one-time pad is simply  $\oplus$ 'd with the message**

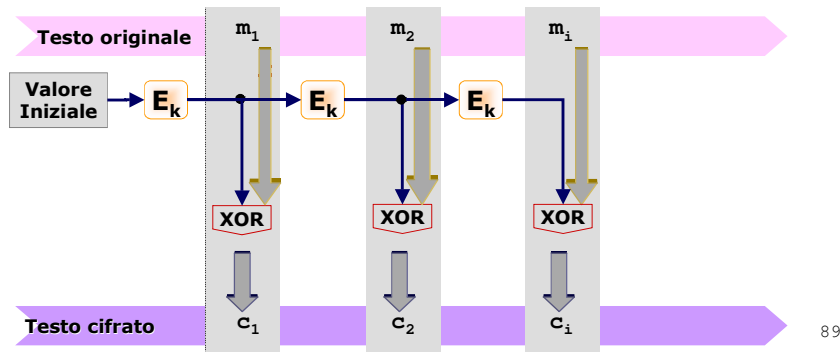
$$C_i = P_i \text{ XOR } O_i$$

- Uses: stream encryption over noisy channels

88

## Output Feedback (OFB)

- OFB in short:
  - a long pseudorandom string is generated (one-time pad)
    - $O_i = E_K(O_{i-1})$
    - $O_0 = IV$
  - the one-time pad is  $\oplus$ 'd with the message
    - $C_i = P_i \text{ XOR } O_i$



89

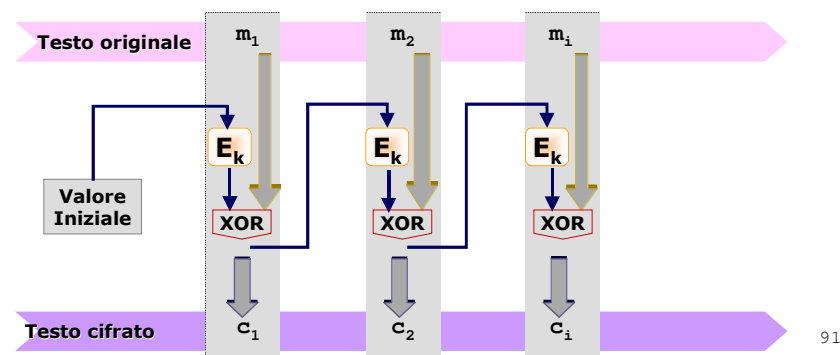
## Advantages and Limitations of OFB

- Advantages of OFB:
  - one-time pad can be generated in advances
  - if some bits of the ciphertext get garbled, only those bits of plaintext get garbled (no error propagation)
  - if a message arrives in arbitrary-sized chunks, the associated ciphertext can immediately be transmitted
- Disadvantages of OFB:
  - sender and receiver must remain in sync, and some recovery method is needed to ensure this occurs
  - if the plaintext and the ciphertext is known by a bad guy, he can modify the plaintext into anything he wants
  - hence must never reuse the same sequence (key+IV)

90

## Cipher Feedback (CFB)

- Very similar to OFB
- The k-bit shifted in to the encryption module are the k-bit of the ciphertext from the previous block
  - $O_0 = IV$
  - $C_i = P_i \text{ XOR } E_K(C_{i-1})$



91

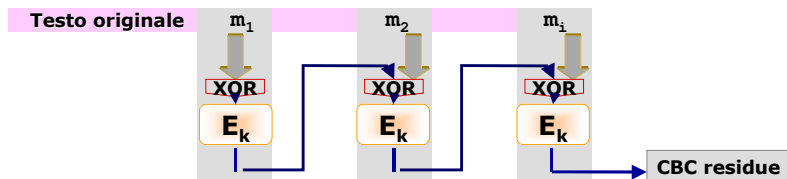
## Advantages and Limitations of CFB

- Note: the block cipher is used in **encryption** mode at **both** ends
- The one-time pad cannot be generated in CFB
- Limitation is need to stall while do block encryption after every n-bits
- Errors propagate for several blocks after the error
- it is possible to have k-bit CFB with k different from  $E_K[\cdot]$  size (64bit for DES), e.g. 8bit
  - With OFB or CBC if character are lost in transmission or extra character are added, the rest of trasmission is garbled
  - With 8-bit CFB as long as an error is an integral number of bytes, things will be resynchronized
    - a disadvantage is that  $E_K[\cdot]$  operation is required each byte

92

## Integrity: Generating MICs

- CBC, CFB and OFB, when properly used, offer good protection against an eavesdropper deciphering a message
- None of these offers good protection against an eavesdropper (who already knows the plaintext or not) modifying it undetected
  - **note that any random string of bits will decrypt into something**
- In many context message are not secret but integrity must be assured
- A secret key system can be used to generate a cryptographic checksum known as MIC (Message Integrity Code)
- A standard way of protection is to compute the CBC but send only the last block (named CBC residue) along with the plaintext



## Ensuring Privacy and Integrity

- To assure privacy it is possible to CBC-encrypt the message
- To assure integrity is appropriate to transmit unencrypted data plus a CBC residue
- To assure both privacy and integrity, is not sufficient to CBC-encrypt the message, nor sending together a CBC-residue
- A possible solution is to send CBC-encrypted message with a CBC-residue, computed with two different keys
  - **double complexity!**

94

## Ensuring Privacy and Integrity

- Other possible solutions:
  - **CBC with a weak cryptography checksum**
    - e.g. Kerberos V4
  - **CBC with cryptography hash**
    - two cryptographic computations such as CBC with two different keys, but more efficient (thanks to hash algorithms)
      - e.g. with MD4, MD5, etc
  - **CBC encryption and CBC residue with related keys**
    - it could be sufficient to switch just one bit
      - e.g. kerberos V5  $\oplus$ s the key with 0xF0F0F0F0F0F0F0F0
      - this has the property of preserving key parity and never transforming non-weak key into a weak-key

95